

Appendix 7.5 Fixed Plant Inventory

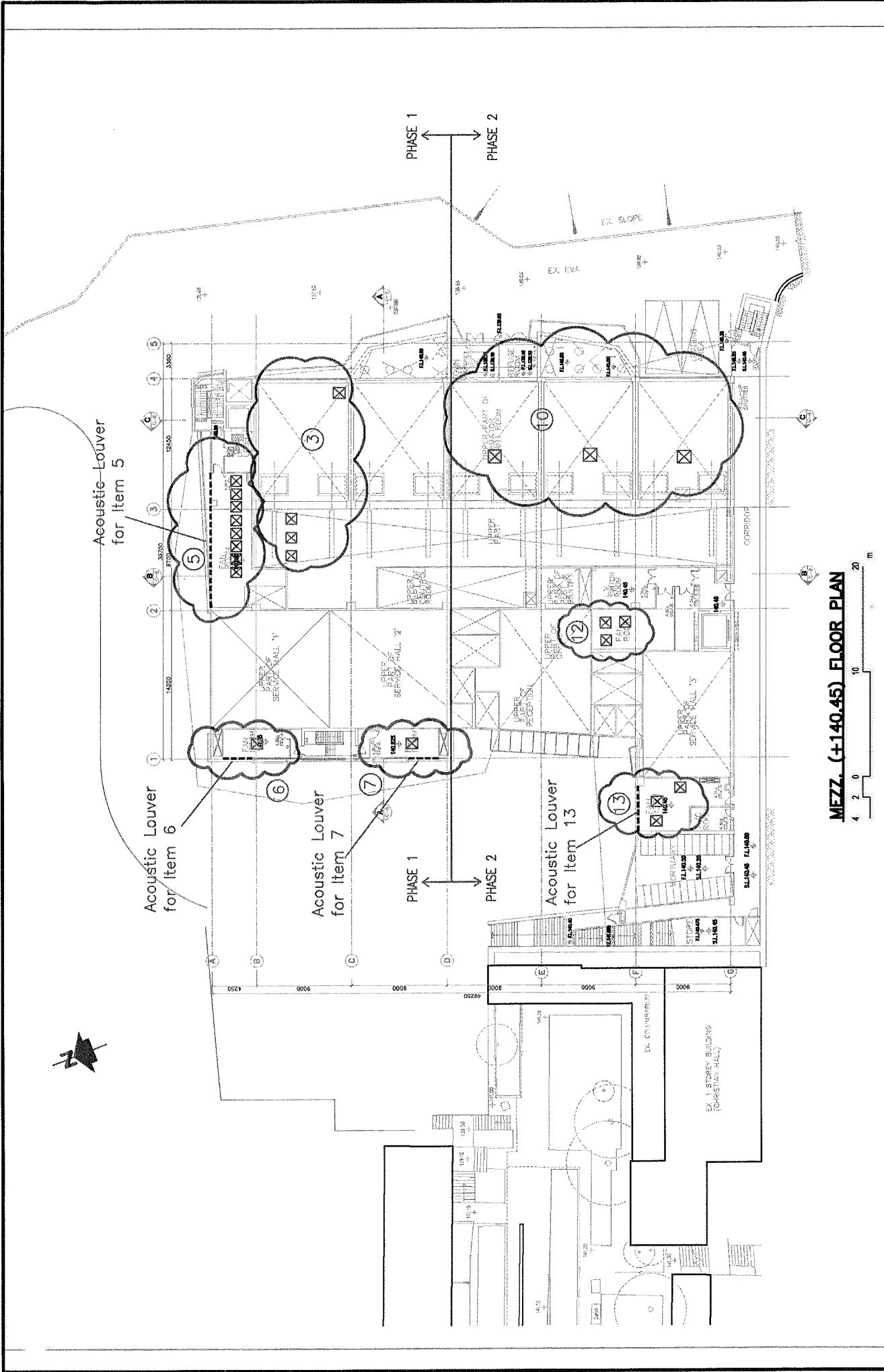
| Location | ID # | Equipment | Ref. | Sound Power Level (SWL), dB(A) | Number of Equipment | Overall SWL, dB(A) |
|---------------------------------|------|---|------|--------------------------------|---------------------|--------------------|
| Phase 1 | 1 | Condensers of Split-type Air-Conditioning Units | [1] | 76.5 | 9 | 86.1 |
| | 2 | Radiators for Cremators | [1] | 88.0 | 4 | 94.0 |
| | 3 | General Exhaust Fans (Cremator Plant Room) | [1] | 96.5 | 4 | 102.6 |
| | 4 | General Exhaust Fans (Filtration Plant Room) | [1] | 88.5 | 2 | 91.6 |
| | 5 | Fan Room (General E&M) | [1] | 94.5 | 4 | 100.6 |
| | | | [1] | 87.5 | 4 | 93.6 |
| | 6 | Fan Room (Service Hall 1) | [1] | 66.5 | 1 | 66.5 |
| | 7 | Fan Room (Services Hall 2) | [1] | 66.5 | 1 | 66.5 |
| Phase 2 | 8 | Condensers of Mortuary A/C | [1] | 76.5 | 2 | 79.5 |
| | 9 | Radiators for Cremators | [1] | 88.0 | 6 | 95.8 |
| | 10 | General Exhaust Fans (Cremator Plant Room) | [1] | 96.5 | 3 | 101.3 |
| | 11 | General Exhaust Fans (Filtration Plant Room) | [1] | 88.5 | 3 | 93.3 |
| | 12 | Fan Room (General Use) | [1] | 79.5 | 3 | 84.3 |
| | 13 | Fan Room (Service Hall 3) | [1] | 79.5 | 3 | 84.3 |
| New Transformer Room * | | | [3] | 85.0 | 1 | 85.0 |
| Existing Electric Sub-station * | | | [2] | 69.4 | 1 | 69.4 |

Remarks:

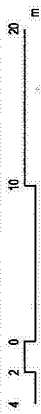
- [1] SWL is calculated based on noise data provided by Supplier
- [2] SWL is calculated based on on-site measured noise level using standard acoustic principle
- [3] SWL for transformer is made reference with "San Wai STW and Ha Tsuen PS - EIA (2003)".

See attached Figure A7.5 showing the locations of fixed plant

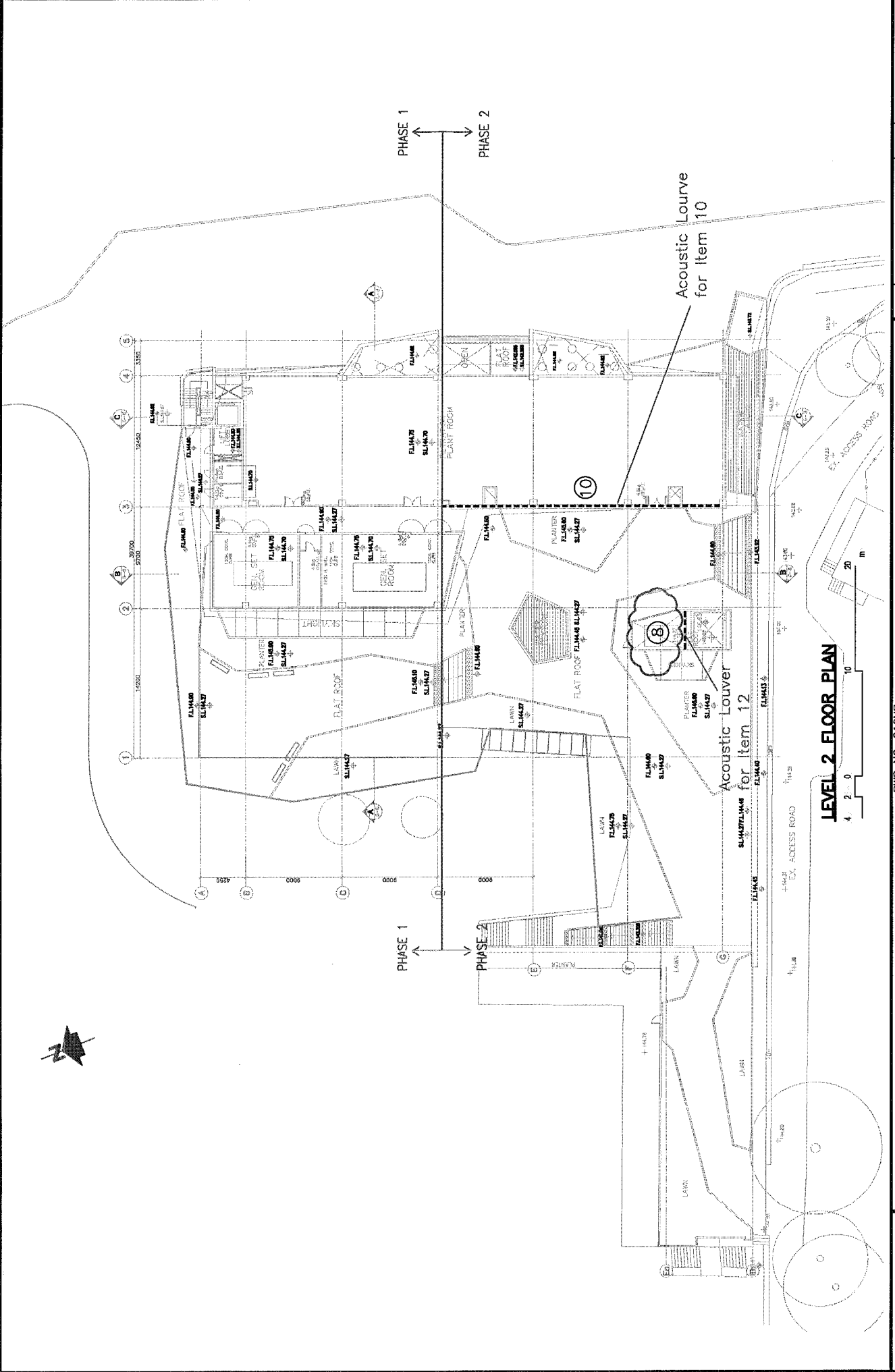
* See Figure 1.1 for the locations of new transformer room and existing electric sub-station



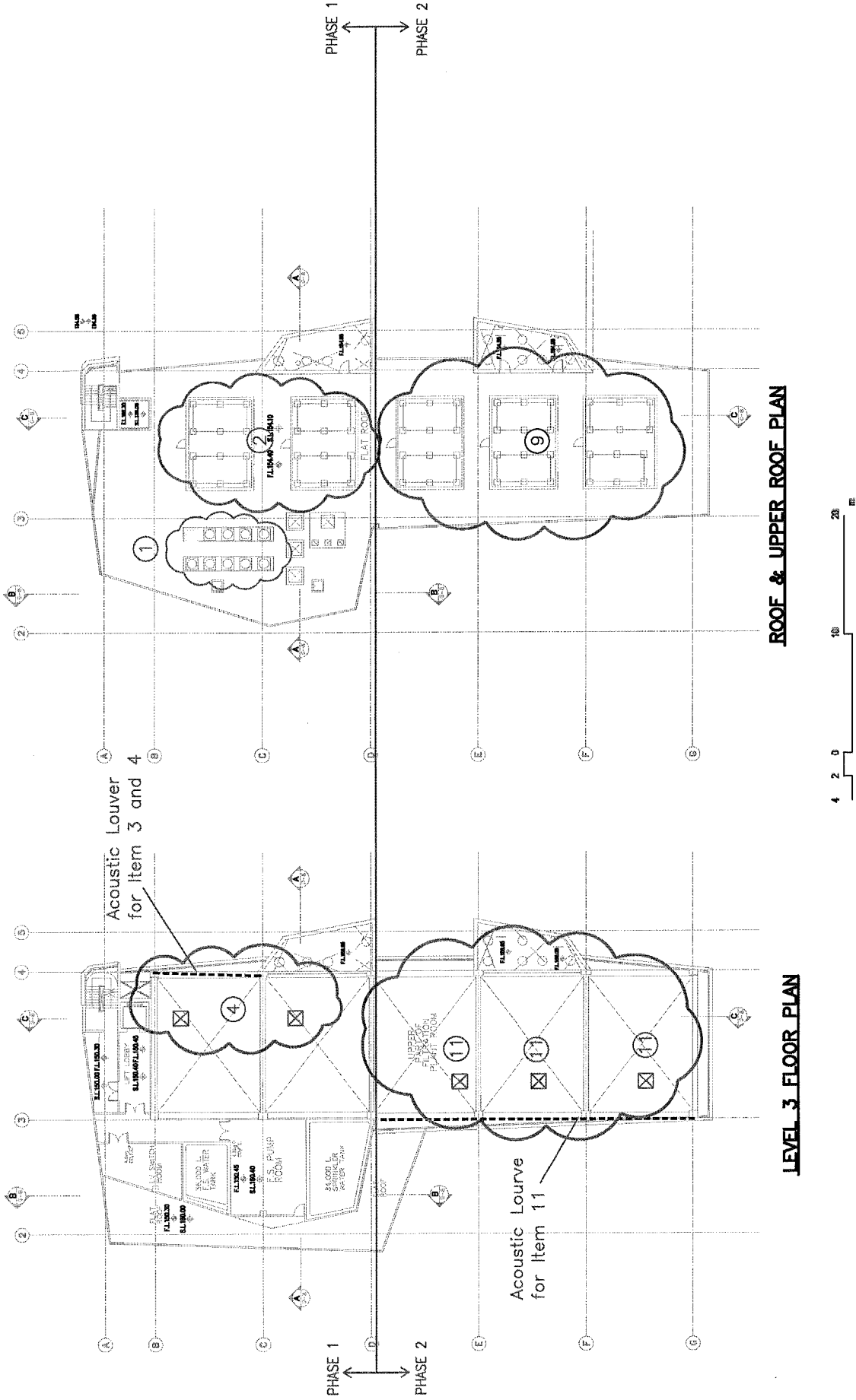
MEZZ. (+140.45) FLOOR PLAN



| | | | | | | |
|--|-------|--|---|------------------|----------------|---|
| ENSR MAUNSELL ENSR ASSOCIATES LTD. | ACCOM | PHASED REPROVISIONING OF CAPE COLLINSON CREMATORIUM LOCATIONS OF FIXED PLANT NOISE SOURCES | | | | P: 60028568\1\01\CAD\DRAWING\REPORT\EA REPORT\FEB05\APP_7-5_FIX_NOISE.DWG |
| | | PMP NO. 016NB | PHASED REPROVISIONING OF CAPE COLLINSON CREMATORIUM | AS SHOWN DCFL | DATE FEB 09 | DRAWING NO. 60028568 |



| | | | | | |
|---|-------|--|----------------|--------------|--------------|
| ENSR MAUNSELL <small>ENSR ASBL (Pty) Ltd</small> | AECOM | PWP NO. 016NB PHASED REPROVISIONING OF CAPE COLLINSON CREMATORIUM | | | |
| | | AS SHOWN DCFL | DATE FEB 09 | DRAWN SPM | CHECK SPM |
| SOLE CHECK DCFL | | DRAWING No. 60028568 | FIGURE A7.5 | | |
| JOB No. | | (SHEET 2 OF 3) | | | |
| P:\60028568\1.01\CAD\DRAWING\REPORT\EA REPORT\FEB09\APP_7-5_FIX_NOISE.DWG | | REV - | | | |



ROOF & UPPER ROOF PLAN

LEVEL 3 FLOOR PLAN

| | | | | | | | | | | | | |
|---|--|-------|--|---|--|--|--|---------------------------|------------------------------|------------------------------|------------------------------|----------|
| ENSR MALINSELL ENSR ASS (P)R. LDC | | ACCOM | | PMP NO. 016NB PHASED REPROVISIONING OF CAPE COLLINSON CREMATORIUM LOCATIONS OF FIXED PLANT NOISE SOURCES (SHEET 3 OF 3) | | | | SCALE CHECK JOB No. | AS SHOWN DCFL 60028568 | DATE DRAWN DRAWING No. | FEB 09 SPM FIGURE A7.5 | REV — |
|---|--|-------|--|---|--|--|--|---------------------------|------------------------------|------------------------------|------------------------------|----------|